

2019

2020-13

2020 4 28

2019

2019

2019

175,565.46 70.89%
76,025.19 78.83% 58,152.80
82.03%

2019

	2019	2018	2017
	175,565	102,733	115,060
	58,153	31,947	35,224
	1,466,674	1,227,935	944,821
	1,097,736	1,041,486	793,113
	0.1467	0.0912	0.1111
	2.77	2.63	2.57
%	5.46	3.56	4.50
%	25.15	15.18	16.06

2019 1,097,736.37
56,250.55 5.40%
30,021.65

2019 1 1 15,779.35
14,242.30

5,815.28
2,907.64

17,505.99
58,152.80 58,152.80

8,722.92 7,928.03

7,928.03 2019 1 1

23,995.87

2019 12 31 1,466,673.64

238,738.32 19.44% 368,937.27

182,487.76 97.88%

1. 140,273.66

2. 98,464.66 8.02%

1 2019 1 1

8,216.51

2 38,902.27

3 13,011.30

4 42,650.59

5 154,593.75

6 94,994.53

7 146,003.75

58,966.96

72,877.29

10,534.86

736.01

8

14,242.30

1. 140,273.66

2.

35,000.00

3. 5,866.82

4. 1,819.13

2019		175,564.46
72,832.01	70.89%	99,329.72
39,128.07	65.00%	76,025.19
	33,512.91	78.83%
58,152.80	26,205.38	82.03%
1.		
1		16,586.40
222.75%		
2	34,004.22	474.92%
		26,102.41
		7,901.81
3		24,908.39
324.64%		
2.		
1		18,476.44
53.53%		
2		20,519.48
	85.59%	
		36,547.46

10,473.89
99,989.03
213,468.65

-140,195.82
84,402.64
19,245.72

2019

2020 4 26

2020 4 28

2019

2019

2019 581,527,983.85

1	10%	58,152,798.39	
2	5%	29,076,399.19	
3.	2019	3,964,012,846	10
	0.30		

2020 4 26

2019 4 28

2019	118,920,385.38	581,527,983.85	20.45%	0.00	0.00%
2018	79,280,256.92	319,474,221.09	24.82%	0.00	0.00%
2017	61,809,834.64	352,236,506.88	17.55%	0.00	0.00%

2018

2018 3,964,012,846 10

0.20

2019 6 21

2019

2019

www.cninfo.com.cn

2020 4 26

2020 4 28

2019

2019

2019

2019

2019

25

2

16

8

55

7 87.5%

4

8

1

1

4

2019 4 22

7 10

7

9

2

1

2019

2019

1

3

3

2

1

“ ”

2019

“ ”

8

63

7

20

D

D

2019

4

100%

2019

7

3

6

12

“

”

2020

12

“

”

“

”

“ ”

“ ” “ ”

2020 4 26

2020 4 28

2019

2019

2019

3

5

2019 7 10

2019

8

21

11

2019

6

2020 4 26

2020 4 28

2019

2019 6

2018

100

11

7

2017

3

50

2020

60

1986

30

,

2000

2012

8

A 8

3,600

1.

2.

3.

H

4.

23

ShineWing International

ShineWing International

International Accounting Bulletin

IAB

19

2020 2 29

228

1679 2018

1522

5331

800

1995

IPO

1998

IPO

2018

173,000

144,600

59,700

2020 2 29

370

A

289

H

13

A+H

9 ,A+B

4

B

1

H

54

				22	
				22	
				16	

2018

15,000

2020 4 26

2020 4 28

2019

2020 4 28

1953 11

University of Sussex

5%

2019

< >

2020 4 26

2020 4 28

3 090 491 732	3 964 012 846	
2015 3 090 491 732	2015 3 090 491 732 31	2018 7 31 873 521 114 3 964 012 846 3 964 012 846
3 090 491 732	3 964 012 846	2018 7 31 873 521 114 3 964 012 846
3 090 491 732	3 964 012 846	

<p>50</p> <p>70</p> <p>50</p> <p>10</p>	<p>30</p> <p>70</p> <p>10</p>	<p>41</p> <p>30</p> <p>2019</p> <p>22</p> <p>50</p>
	<p>50</p>	

		2002 12 23
--	--	------------


1

2

3 00
9 30
3 00

3

7



--	--	--

	1	2020 2 3 4
		2020 2 3 4
		2020 2 3 4

		2020	2 3 4

		2020 2 3 4

		2019
		2020 2 5 3 2 5 3
		2020 2 5 3 2 5 3

--	--	--


2019

<

>

2020 4 26

<p>2</p> <p>6</p> <p>6</p> <p>10</p> <p>1 3</p>	<p>2 3</p> <p>10</p> <p>1 3</p> <p>5</p> <p>2</p> <p>6</p>	<p>2 3</p> <p>5</p> <p>2</p>



<p style="text-align: center;"> 3 00 9 30 3 00 </p>	<p style="text-align: center;"> 9 15 3 00 </p>	<p style="text-align: center;"> 2019 9 15 3 00 2019 12 16 </p>
<p style="text-align: center;">50</p>	<p style="text-align: center;">30</p>	

15	15	

2019

<

>

2020 4 26

2020 4 28

--	--	--	--

2 3		


2019

<

>

2020 4 28

--	--	--



6

10

10

	3	

10 5	3	10

--	--	--

--	--	--

2019

2019

2019

248.15

19.94

228.21

	87.65	160.50
	82.62	145.59
	-9.92%	6.14%

2019

6.14%

2018

0.17

2019

318

2019

74.35

2.41%

2020 4 28

2019

2019

[2019]342

2020 4 28

2019

2017-2019

2019

2020 4 28

2019

2019

2018

659,335,152

A

21.33%

857,135,697

0.29%

21.62%

2018

21.33%

21.62%

2020 4 28